

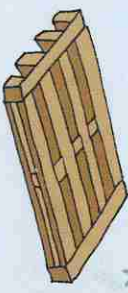

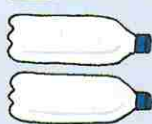







How to build a bug hotel



wildlife
watch

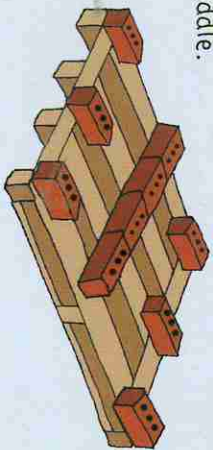


You will need:

- Wooden pallets  x4
- Bricks 
- Plastic bottles* 
- Bamboo canes 
- Straw 
- Leaves 
- Tiles 
- Cardboard 
- Stones/pebbles 
- Twigs/loose bark 

*Use old plastic bottles for this, and always recycle after use.

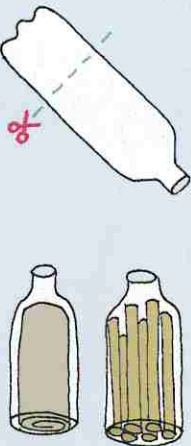
1 Place a wooden pallet in your chosen location. On top of the pallet, line bricks around the corners and across the middle.



2 Place your next pallet on top of this and repeat the process for all of your pallets.



3 Cut off the top two-thirds of your bottles. Fill up half of them with bamboo canes/plastic straws and the other half with rolled up cardboard. Place these inside the hotel.



4 Fill in the remaining spaces with bricks, leaves, pebbles, stones, tiles, loose bark and straw.



5 Add in any extra materials that you want to recycle e.g. old pipes, carpeting, toilet tubes, old plant pots. Be creative – add a welcome sign or give your hotel a name!

