

Schools Financial Benchmarking

Benchmarking charts

Comparing The March CofE Primary School to schools with characteristics you've chosen. [Back to school characteristics](#)

Expenditure

Show grouping: Total expenditure

Show value: Absolute total

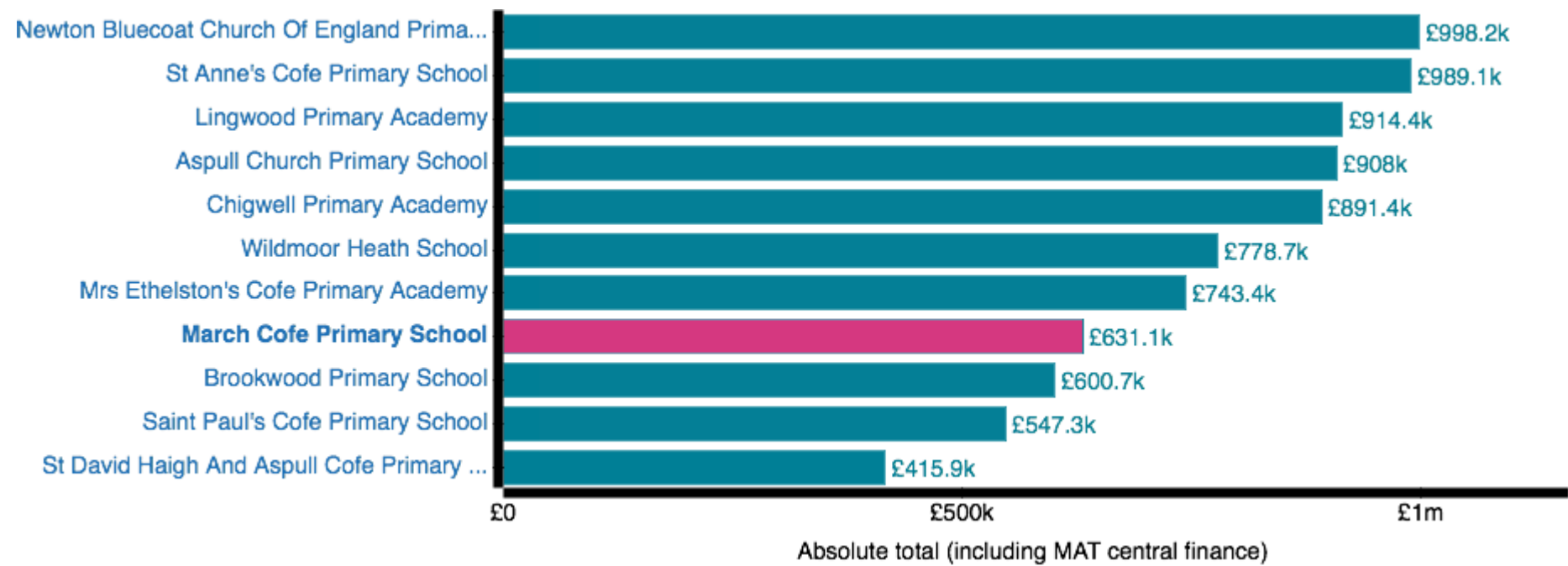
Academy values: Include MAT central finance

The data below is from the latest year available. For maintained schools this is 2018 - 2019, academies from 2018 / 2019
this benchmark was created using the following criteria.

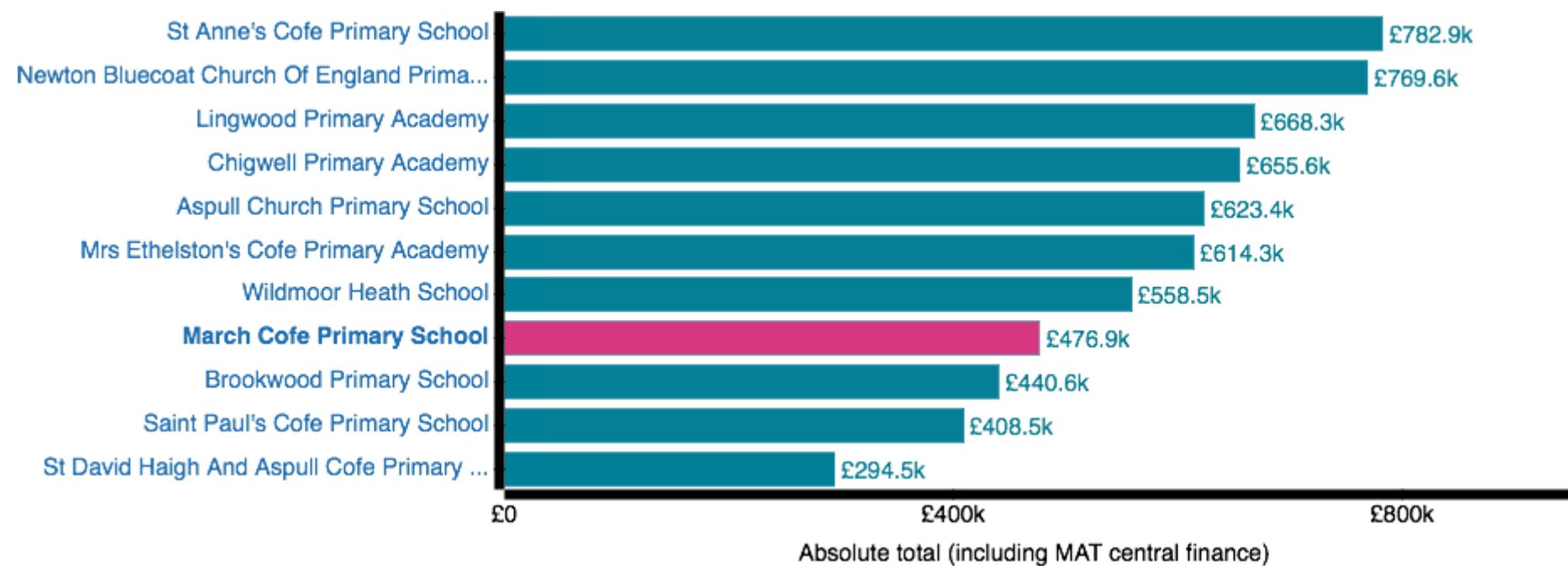
Characteristic	Default school value	Comparison criteria
Finance type	Maintained	Maintained
Area	West Sussex	All England
School type	Voluntary aided school	Voluntary aided school, Voluntary controlled, Academy converter
Urban/rural schools	Rural and village	Rural and village, Town and fringe
Number of pupils (minimum)	205	180
Number of pupils (maximum)	205	240
Eligibility for free school meals (minimum)	7.8	5.0
Eligibility for free school meals (maximum)	7.8	10.0
Key Stage 2 attainment (minimum)	86	75
Key Stage 2 attainment (maximum)	86	90
Key Stage 2 progress (minimum)	1.97	1.75
Key Stage 2 progress (maximum)	1.97	2.20
Ofsted rating	Good	Outstanding, Good

School	Pupils	Phase of education	Ofsted rating	Key stage 2 progress
Saint Paul's CofE Primary School Warrington Road, Wigan, WN3 6SB	205 pupils	Primary phase	1 Outstanding ofsted rating Inspected 20 September 2011	2.87 Above average Key stage 2 progress score
Mrs Ethelston's CofE Primary Academy Pound Lane, Lyme Regis, DT7 3TT	181 pupils	Primary phase	2 Good ofsted rating Inspected 18 July 2018	2.10 Above average Key stage 2 progress score
Newton Bluecoat Church of England Primary School School Lane, Preston, PR4 3RT	224 pupils	Primary phase	2 Good ofsted rating Inspected 04 July 2017	2.07 Above average Key stage 2 progress score
St Anne's CofE Primary School London Road, Huntingdon, PE29 2WW	206 pupils	Primary phase	2 Good ofsted rating Inspected 07 March 2018	2.03 Above average Key stage 2 progress score
The March CofE Primary School index school Claypit Lane, Chichester, PO18 0NU	204 pupils	Primary phase	2 Good ofsted rating Inspected 09 October 2014	1.97 Average Key stage 2 progress score
Aspull Church Primary School Bolton Road, Wigan, WN2 1QT	201 pupils	Primary phase	2 Good ofsted rating Inspected 02 March 2017	1.87 Average Key stage 2 progress score
Chigwell Primary Academy Mandir Lane, Chigwell, IG7 6ED	222 pupils	Primary phase	2 Good ofsted rating Inspected 10 May 2018	1.57 Average Key stage 2 progress score
St David Haigh and Aspull CofE Primary School Copperas Lane, Wigan, WN2 1PA	129 pupils	Primary phase	2 Good ofsted rating Inspected 05 November 2014	1.23 Average Key stage 2 progress score
Brookwood Primary School Connaught Road, Woking, GU24 0HF	162 pupils	Primary phase	2 Good ofsted rating Inspected 12 September 2018	0.57 Average Key stage 2 progress score
Lingwood Primary Academy Station Road, Lingwood, NR13 4AZ	188.5 pupils	Primary phase	2 Good ofsted rating Inspected 08 June 2018	0.23 Average Key stage 2 progress score
Wildmoor Heath School Lower Broadmoor Road, Bracknell, RG45 7HD	199 pupils	Primary phase	Not rated ofsted rating	0.00 Average Key stage 2 progress score

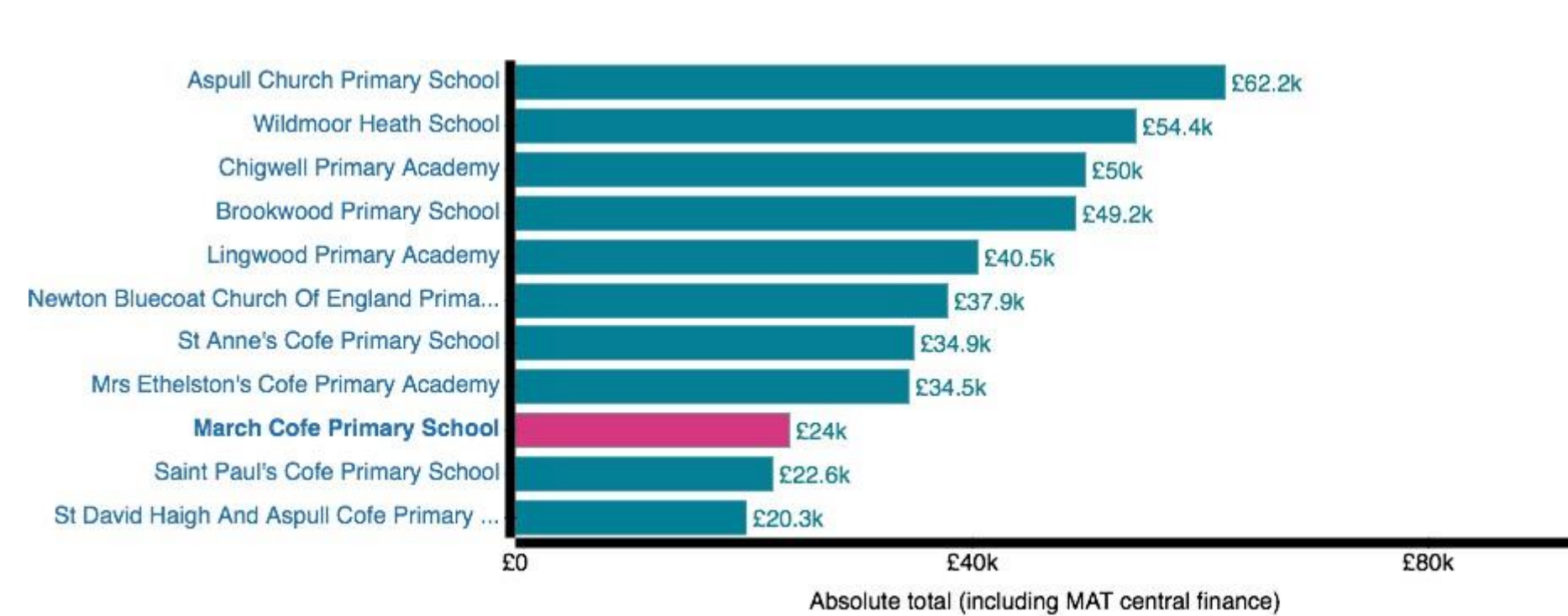
Total expenditure



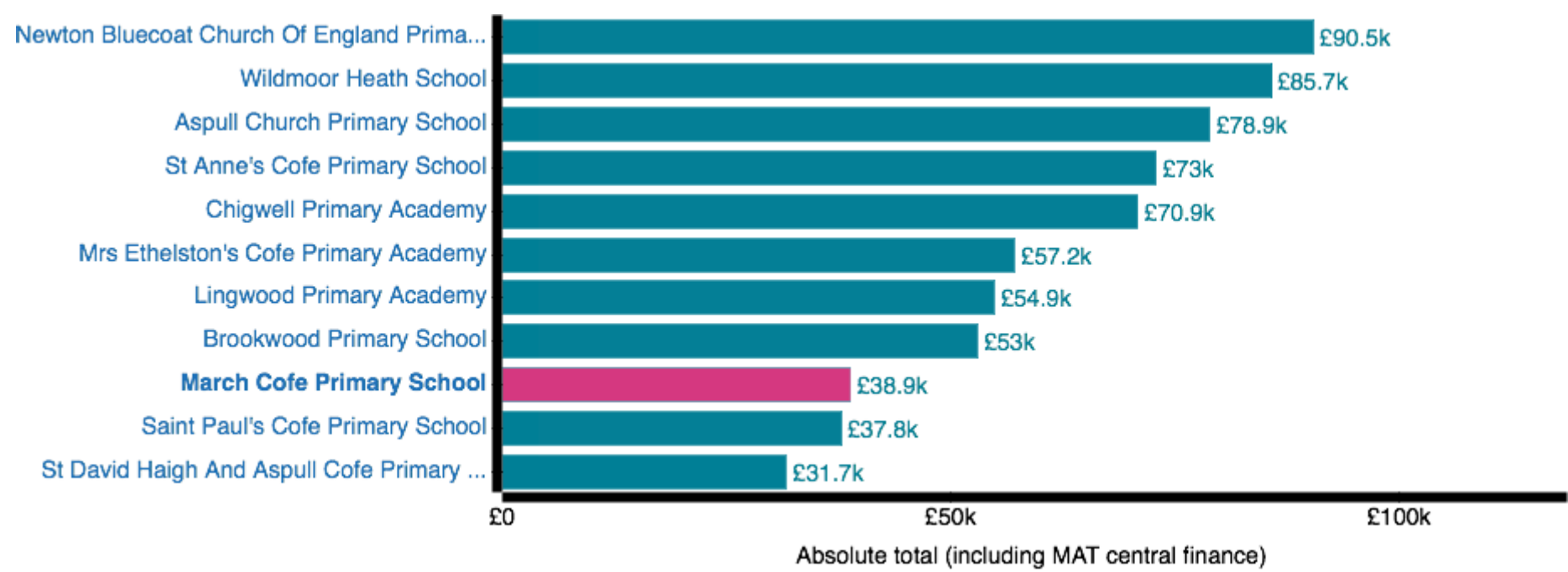
Staff total



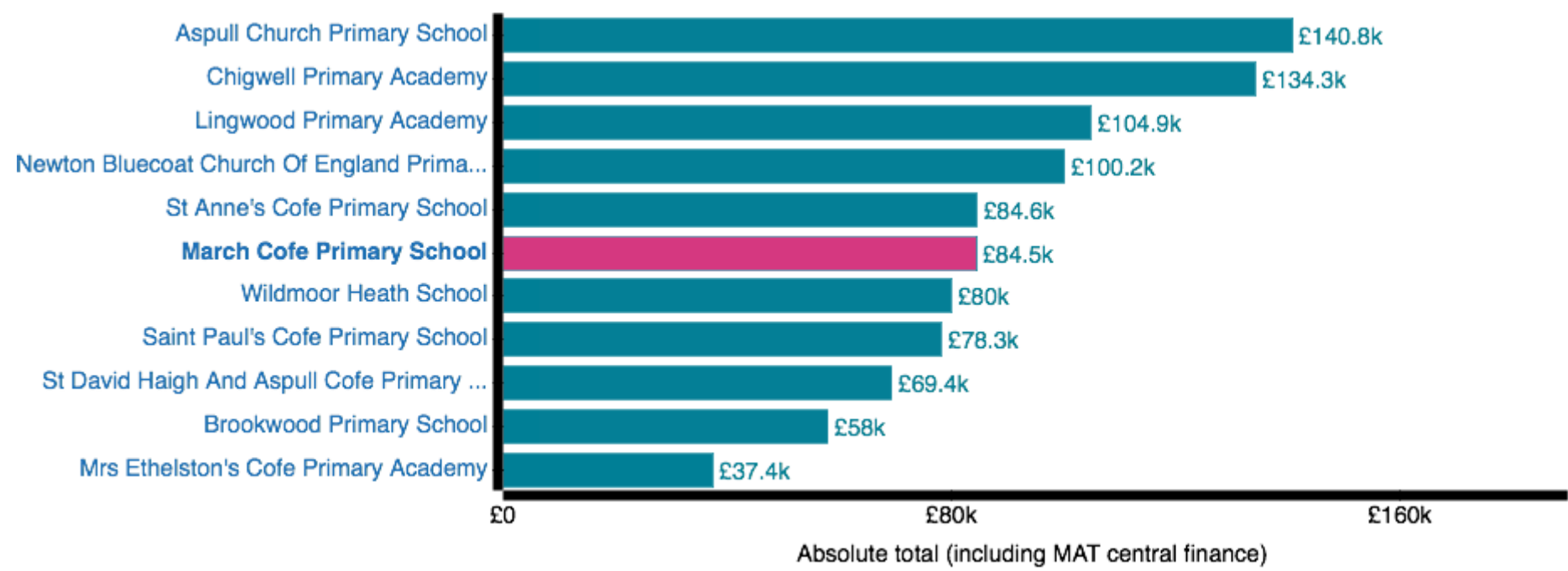
Premises Total



Occupation total



Supplies and services total



Cost of finance total

