


Estimate capacity

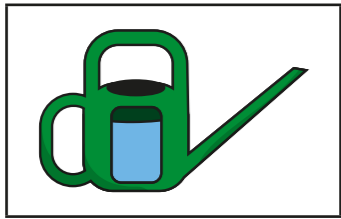
1 Match the container to its approximate capacity.



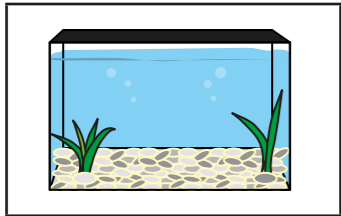
250 ml




500 ml



1 litre




5 litres



10 litres

How did you decide? Talk about it with a partner.

2 Dora has a small carton of juice.
She pours the full carton of juice into a glass.

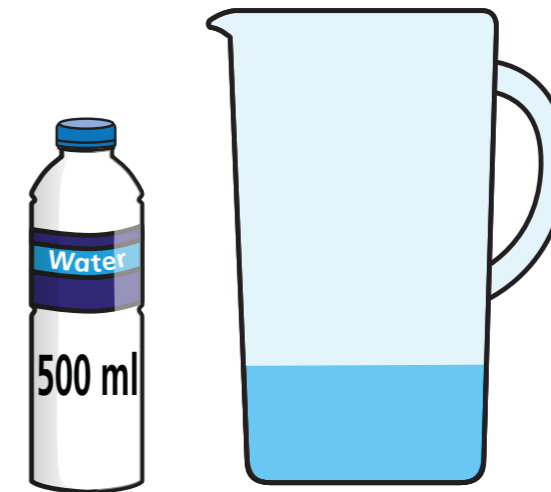


Estimate the capacity of the glass.

capacity \approx ml

Compare your estimate with a partner's.

3 Teddy has a bottle of water.
He pours the full bottle of water into a jug.



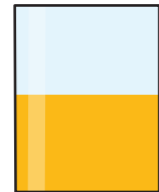
Estimate the capacity of the jug.


Give your answer in both millilitres and litres.


capacity \approx ml capacity \approx l


Compare your estimates with a partner's.


4 Each glass contains 200 ml of juice.
Estimate the capacity of each glass.


a) 
capacity ≈ ml

d) 
capacity ≈ ml

b) 
capacity ≈ ml


e) 
capacity ≈ ml


c) 
capacity ≈ ml

f) 
capacity ≈ ml

Compare your estimates with a partner's.

5 Dexter is filling a beaker with sand.


 So far I have poured five full bags of sand into the container.

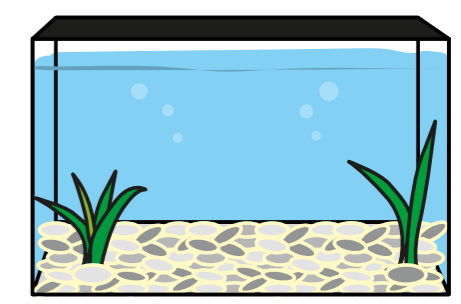


Estimate the capacity of one of the bags.

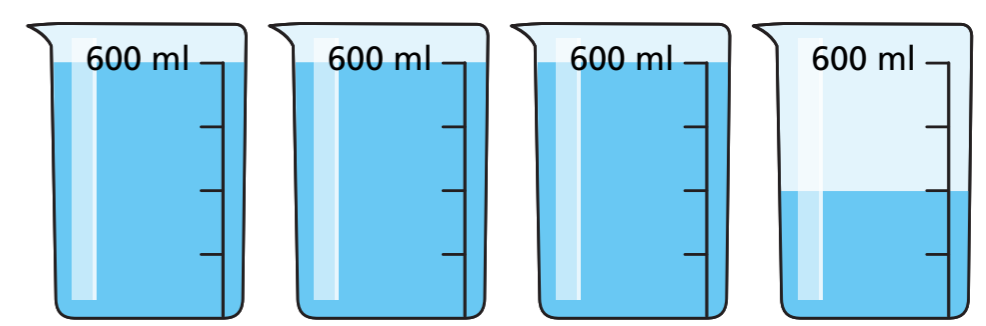
capacity ≈ ml

6 Whitney is estimating the capacity of a fish tank.
She has 9 full bottles of water.

 I used the water from 8 full bottles to fill the fish tank.



Whitney empties the 9th bottle into jugs to help her work out the capacity of the tank.



Estimate the capacity of the fish tank.
Give your answer in litres.

litres

Is the actual capacity likely to be more or less than your estimate?

7 Estimate the capacity of objects in your classroom.
Compare answers with a partner.